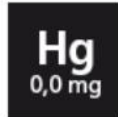






LVD 2006/95/EC

- Super Brightness >110 ~130 lm/W .
- IP65 water-proof, dust-proof and corrosion-proof.
- Private mould End Cap , friendly Shape.
- Easy and convenient installation .
- CE EMC ,LVD , RoHs approved .
- 3 Years warranty .

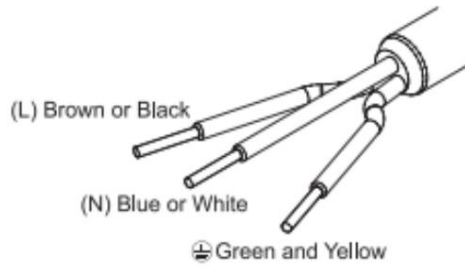
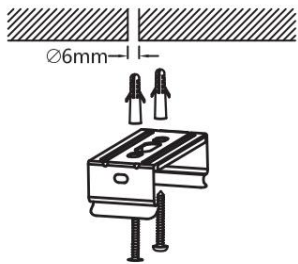


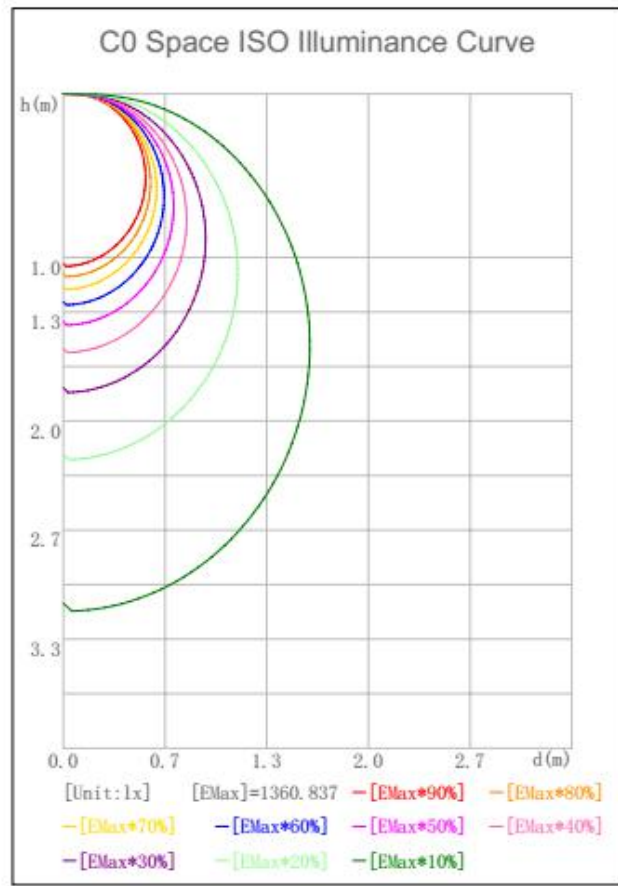
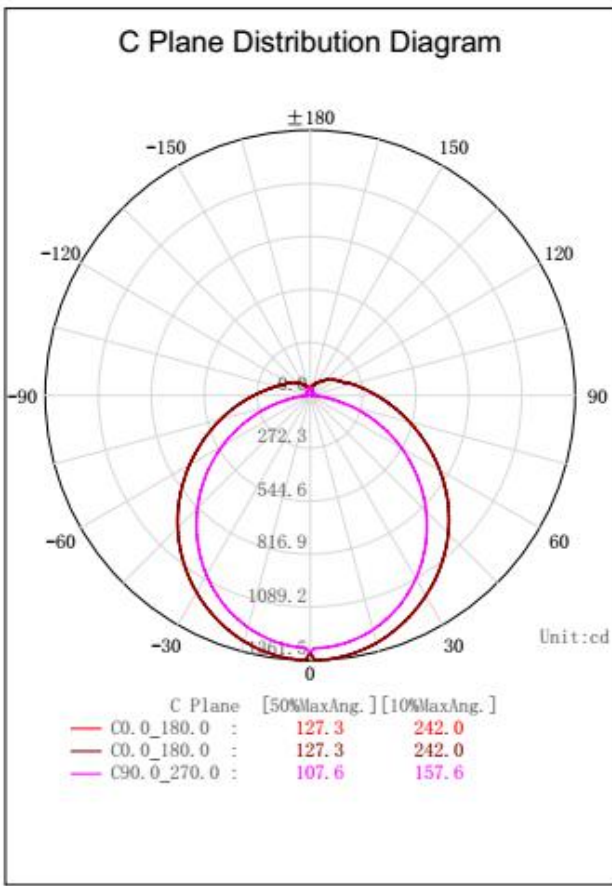
Technical Data :

Length	600mm	900mm	1200mm	1500mm
LED Qty	96pcs 0.2W LED	144pcs 0.2W LED	192pcs 0.2W LED	240pcs 0.2W LED
Power Consumption	18W±2%	30W±2%	36W±2%	45W±2%
LED Initial Flux	28~29lm/LED	28~30lm/LED	28~30lm/LED	28~30lm/LED
Luminous Efficiency	>110LM/W	>110LM/W	>110LM/W	>110/W
Weight	620g	780g	890g	990g
Internal	Aluminum Heat Sink profile inside +PCB			
Outer Casing	Full Plastic Casing			
SMD2835 LED Source	Epistar Chip , Packaing with TAIWAN Edison factory			
PF	>0.95			
CRI	>82Ra			
Input Voltage	AC90~260V , AC85~305V or DC 12V~DC24V			
Light Source	SMD2835			
Beam Angle	>180°			
IP & IK Rating	IP65 , IK08			
Operation Temperature	-30~50°C			
Working Environment	Indoor use or Outdoor application			

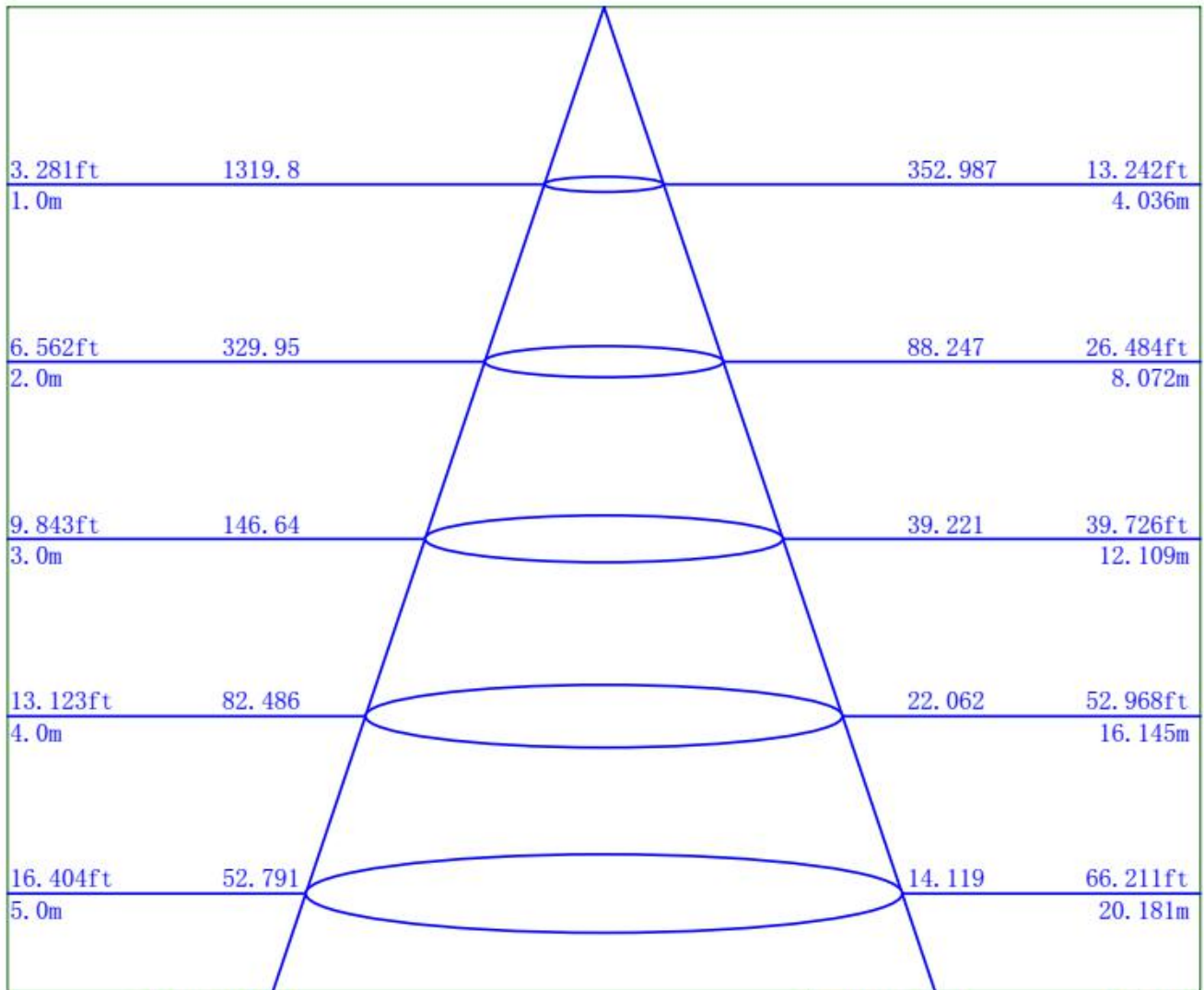


Installation





Illuminance-Distance Curve



Height


Center E(lx)

Average E(lx)

Diameter

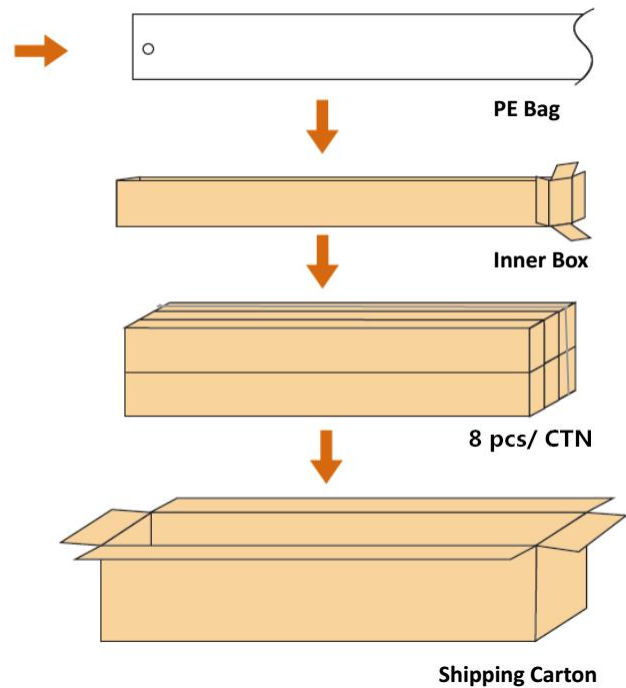
Beam Angle:127.3

Dimension



Size & Dimension	L	W	H
2FT	600mm	70.0mm	29.0mm
4FT	1200mm	70.0mm	29.0mm
5FT	1500mm	70.0mm	29.0mm

Packaging Information



Size	Outer Carton Size	Qty/CTN	Gross Weight/CTN
2FT	710x270x210mm	8pcs/CTN	6.5KG
4FT	1310x270x210mm	8pcs/CTN	8.4KG
5FT	1610x270x210mm	8pcs/CTN	9.5KG